


NEW
24-Page Bonus
Section: Puzzles
& More!

CLOSER TO THE STARS YOU LOVE

closer



Goldie & Kurt
Why They're
Happier
Than Ever

THE DORIS DAY
ONLY I KNEW

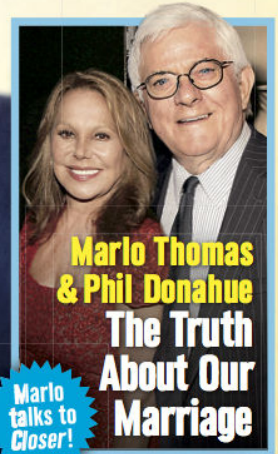


Mary Anne
Barothy

Her Best Friend Tells All

Despite personal & financial
heartbreak, Doris never lost her
love for life. The woman who
lived with her for 2 years reveals
the star's surprising secrets

**WARREN
BEATTY**
**HIS FAMILY
IN CRISIS**



**Marlo Thomas
& Phil Donahue**
**The Truth
About Our
Marriage**

Marlo
talks to
Closer!



SHARON TATE
**New Details of
Her Last Days**

JANUARY 18, 2016 \$3.99



LOOK YOUR MOST BI

BEAUTY TIPS THAT REALLY WORK



Molly Sims

For Molly's lush lips, rim your pout with matching lip liner first for extra definition!

Our experts answer your most pressing q

Q I never know when — or how — to use a lip brush. Any tips?

A "When you want to create a precise look, a lip brush is necessary," says Jenny Duvall, an Athens, Ga.-based makeup artist and editor of the beauty blog JennySueMakeup.com. "It's especially helpful when applying rich hues, like reds or berries, because it creates an even edge. Plus, a lip brush helps the formula seep into lips better so it lasts longer!" Dip a flat brush into lipstick to pick up color, then paint all over lips until you've achieved a stained effect. Blot lips together to press the color in, then use the same technique to apply a second coat. Your pout will look perfect!


Expert Tip:

Before applying lipstick, dab concealer all over lips and right along the outer edges to keep your color from feathering!

essence lipstick in 10 Cotton Candy, \$3, Ulta stores

NYX Butter Lipstick in Juju, \$6, nyxcosmetics.com

Revlon Super Lustrous Lipstick in 677 Siren, \$6, drugstores



Sephora Collection Pro Lip Brush #81, \$14, sephora.com

Q My skin is oily, so I hate that moisturizer can make it look extra shiny. Is there a way I can moisturize without looking too greasy?

A Try gel moisturizer! "The main advantage of a gel is its oil-free formula and quick-dry ability," says NYC-based dermatologist Dr. Gary Goldenberg. Thanks to its high water content and noncomedogenic recipe, the product sinks into skin and reduces shine, making it ideal for oily skin types. What's more, most gels contain hyaluronic acid, which keeps skin soft and supple, reducing signs of aging!



Neutrogena Hydro Boost Water Gel, \$19, neutrogena.com

Q Why is my hair always so staticky after using heat tools?

A Heat tools dry out hair, so if you're using them on hair that's already lacking moisture, that can cause static. To prevent it, prep with a styling cream, which hydrates and immediately pulls static from strands once you begin styling. Then finish up with another coat of cream to keep flyaways at bay all day long. Tip: Throw dryer sheets in your bag, and if you're battling static, just rub a sheet along your locks to tame them instantly!



Moroccanoil Hydrating Styling Cream, \$13, nordstrom.com